



56 points (SAT)

average score improvement for students enrolled in ChalkTalk.

3.3 points (ACT)

average score improvement for students enrolled in ChalkTalk.

1.6x growth (SAT)

compared to the national average SAT score improvement (35 points).

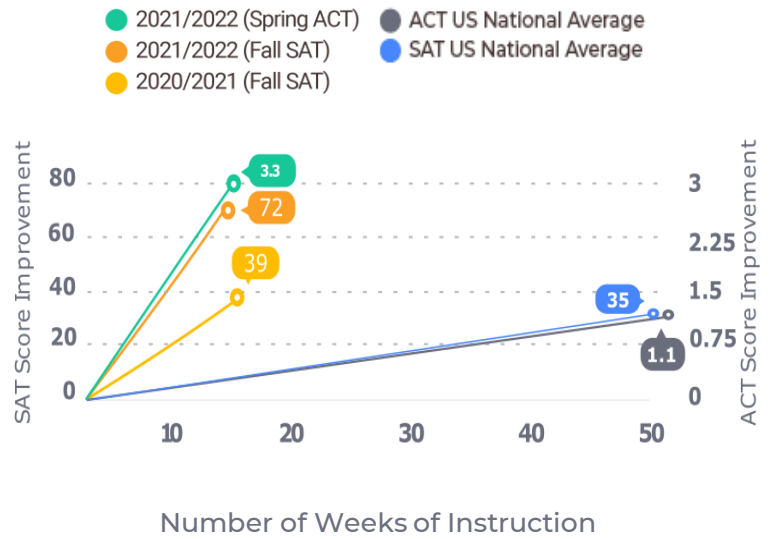
3x growth (ACT)

compared to the national average ACT score improvement (1.1 points).

73% less time

than the national average score improvement period results achieved in an average of 14 weeks vs 1 year.

“Growth” Over the Years



Summary Over the Years

Over the past two academic years, a total of 8,954 unique Duval County students had learning activity on ChalkTalk..

- In the SAT courses they scored an average of 56-point score improvement - 1.6x more than the US national average.
- In the ACT courses, they scored an average of 3.3-point score improvement - 3x more than the US national average.

	2020/2021 (Fall SAT)	2021/2022 (Fall SAT)	2021/2022 (Spring ACT)
Students	3,074	3,935	2,254
Points	39	72	3.3
Improvement (Compared to US national avg)	1.1x	2.1x	3x
Time (Compared to US national avg)	29%	23%	29%

• The US national average for SAT score improvement is 66 points after a full year of instruction. Of this score improvement, 35 points come from Evidence-Based Reading & Writing and 31 points come from Math. [CollegeBoard, May 2017]

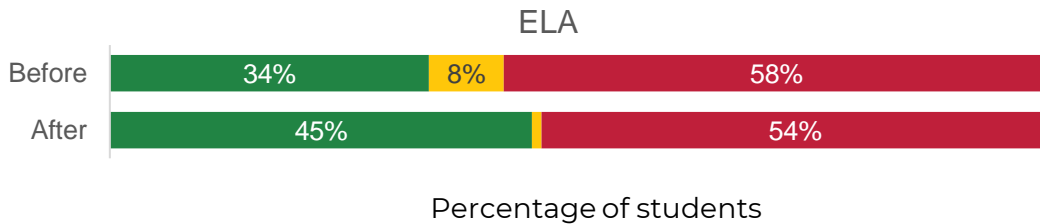
• The US national average for ACT score improvement is 1.1 points after a full year of instruction. [ACT Research & Policy, The ACT, 2016]

Results reported by "Proficiency"

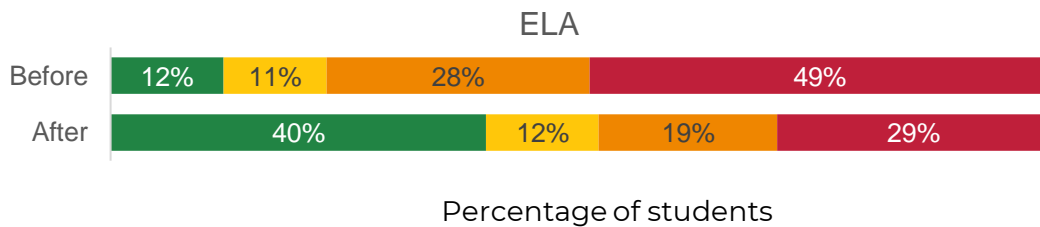
- : Student behind by 4+ grade levels.
- : Student behind by 2-3 grade levels.

- : Student behind by 1 grade level.
- : Student meets grade level benchmark

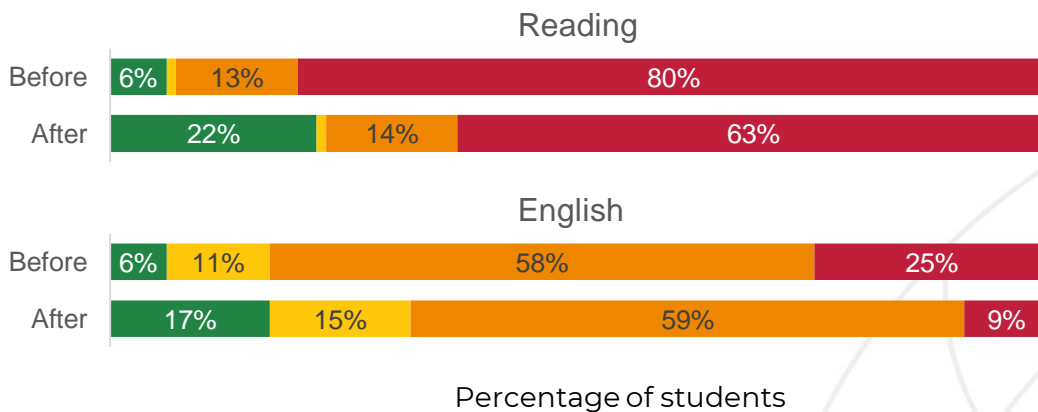
2020/2021 (Fall SAT)



2021/2022 (Fall SAT)



2021/2022 (Spring ACT)





About District

Duval County Public Schools is the **20th largest school district in the nation** and the **6th largest school district in Florida**. It's located in Jacksonville, Florida.

During these two academic years, students who used ChalkTalk saw an average 56-point improvement on the SAT which is **1.6x greater than the US national average**. During the same time, students who used ChalkTalk saw an average 2.6-point improvement on the ACT which is **2.4x greater than the US national average in only 27% of the time**.

Impact Study Methodology

Students take an official SAT/ACT practice test. Test data is used to auto-generate daily lesson plans for the custom school schedule. Every lesson plan has whole group **instructional materials for the teacher plus student-facing materials (small group activities, personalized practice, and interactive study resources)**. Students end with another official SAT/ACT practice test.

This impact study reports on “**growth**” between the official test scores. It also uses reports on “**proficiency**” using the official College-Readiness grade-level test score benchmarks published by CollegeBoard & ACT.

Quotes

“ I ran through ChalkTalk the first semester, and **all my at-risk students** [who took the state test prior to ChalkTalk and failed] **took the state test** [again] in Oct, Nov and Dec **and 78% of them passed!!**

Caroline Portlock, Sandalwood High School

“ I asked the kids do you want to the SAT book or would you rather do ChalkTalk and they like ChalkTalk.

Vedia Matthews, Edward White High School